

M11/M9/M3

Automatic Sterilizers



Ritter®
by MIDMARK

M11 & M9 Sterilizers

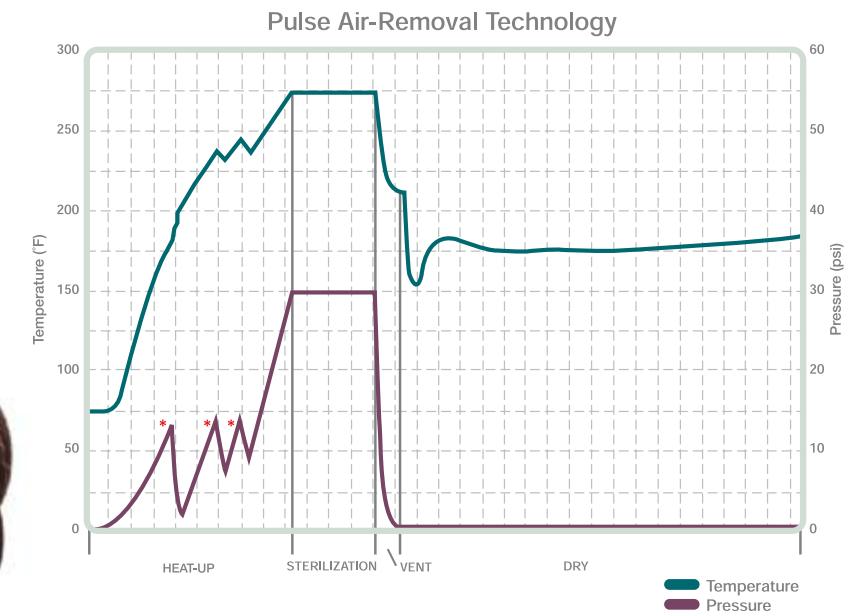
Ritter M11 and M9 UltraClave® Automatic Sterilizers

Today more than ever, you need products that are reliable and simple to use. Ritter sterilizers are designed to be easier and are time tested for reliability. With any Ritter sterilizer, simply load it, set it and forget it. Select the cycle and the time is set for you. Press "Start" and the sterilizer will fill with the correct amount of water. Once the sterilization process is complete, the door opens automatically and quietly to dissipate the steam, giving you a fast drying time for your instruments. Less complexity means better reliability and a cost effective solution. It's real convenience.



Both the Ritter M11 and M9 sterilizers provide easy access front fill and drain, and easy-to-understand controls.

The SteamFlush Pressure Pulse Air-Removal System is so efficient that it can pass the air removal tests required on more complex vacuum steam sterilizer systems, ensuring good steam penetration for proper sterilization. The M11 is the largest of the Ritter automatic sterilizers – its unique 11" x 18" chamber, makes it perfect for larger packs and instruments. An optional printer accessory, available on both the M11 and M9, provides records of the cycle, cycle time, temperature and pressure.



*Three air removal purges.
New electronic bellows purge air from chamber three times prior to sterilization for efficient air removal.

Symbol	Cycle Type	Hot Cycle Times*		Cold Cycle Times*		Sterilization Time		Sterilization Temp. & Pressure	
		M9	M11	M9	M11	M9	M11	M9	M11
	Unwrapped	14 min.	18 min.	19 min.	28 min.	3 min.	3 min.	132° C 270° F 27.1 psi (186 kPa)	132° C 270° F 27.1 psi (186 kPa)
	Pouches	17 min.	22 min.	22 min.	32 min.	5 min.	5 min.	132° C 270° F 27.1 psi (186 kPa)	132° C 270° F 27.1 psi (186 kPa)
	Packs	40 min.	44 min.	46 min.	56 min.	30 min.	30 min.	121° C 250° F 15 psi (104 kPa)	121° C 250° F 15 psi (104 kPa)

*Cycle times do not include drying time.
Cycle times are approximate and may vary depending on instrument loads.
Preset drying time is 30 min. but can be programmed from 0 to 60 minutes.



Cycle Start Button
(Initiates selected cycle)

Manual Stop Button
(Terminates selected cycle or function)

Self Program Controls

Pre-Programmed Controls

LCD Display

Programmable controls allow for creation of different cycle parameters to meet your unique sterilization needs. Change the following: Time (3 to 90 minutes), Temperature (230 to 275°F), Dry Time (0 to 60 minutes), Vent (slow or fast) and two program buttons. The #1 and #2 buttons allow you to store the change if desired.

Four pre-programmed sterilization cycle controls: Unwrapped (132° C or 270° F for 3 minutes), Pouched (132° C or 270° F for 5 minutes), Packs (121° C or 250° F for 30 minutes), Handpiece (For sterilization of lumened devices and/or dental handpieces: 132° C or 270° F for 6 minutes).

Indicates cycle selected, temperature and exposure time for selected cycle. During the cycle, the display shows messages describing status of cycle. When the cycle enters sterilization mode, remaining time is displayed as well as temperature and pressure.

The Right Thing to Do For You, Your Staff and Your Practice

You and your staff's time is precious, so why waste it? Break free from your sterilizer with the reliable, efficient Ritter M11 and M9 UltraClave® Automatic Sterilizers and spend your time on more important tasks. Make the industry-leading sterilizers your choice for sterilization and have peace of mind.



The Midmark Steri-Center offers the optimum in sterilization efficiency and storage. With its single direction instrument flow, it is designed to help prevent crossover storage issues to contaminate sterile instruments (available in 8', 10' or 12' configurations). For all your casework needs, please ask for our full-line Midmark casework brochure.

M3 Sterilizer

M3 Standard Features




Door Tray
Simple, one-step tray operation. Lightweight, durable stainless steel. Ergonomically designed handle for balance and comfort.



Top Fill
Convenient access to water reservoir. Water level sensor provides intelligent system monitoring and feedback.



Drain Access Panel
Front reservoir drain with on-board drain tube storage is practical and time saving.



Quick Reference Guide and CD
On-board user instructions and interactive training CD provide handy, instant information.



Condensate Tank
Traps and contains expelled steam. Quick release lid, convenient carrying handle and water level sensor for efficient, worry-free use.



Ritter M3 UltraFast® Automatic Sterilizer

The Ritter M3 UltraFast® Automatic Sterilizer is everything you need in an autoclave. Sterilize unwrapped instruments in 6 minutes, pouched instruments in just over 10, with the touch of a button. The M3 is designed to be easy to use with a one-step loading operation, push-button cycle selection and automatic door. Most importantly, your instruments are dry and ready to use at the end of every complete cycle.

The Ritter family of sterilizers is an all-inclusive solution for your sterilization needs. And, just like the rest of the family, the M3 comes standard with the dependability and reliability that you have come to expect from the Ritter name.

Symbol	Pre-programmed Cycle	Sterilization Temperature & Pressure	Hot Cycle Time (Heat-up & Vent)	Sterilization Time	Total Hot Cycle Time	Dry Time	Total Hot Cycle Time w/ Dry
	Unwrapped	270° F 132° C 27.1 psi (186 kPa)	2.5 min.	3.5 min.	6 min.	25 min.	31 min.
	Pouches	270° F 132° C 27.1 psi (186 kPa)	5 min.	5.5 min.	10.5 min.	30 min.	40.5 min.
	Low Temp	250° F 121° C 15 psi (104 kPa)	4.5 min.	20 min.	24.5 min.	50 min.	74.5 min.


Accessories that add convenience.

M11 & M9 Accessories



Impact Printer

Records and prints critical sterilization cycle data, including chamber temperature and pressure, cycle elapsed times, and program cycle type.



Pouch Rack

Designed to conveniently separate sterilization pouches for enhanced steam circulation and drying.



Deep Tray

Designed to conveniently house larger instruments for sterilization.

M3 Accessories




Top Cover Protector

Use the cover protector to shield the M3 top from scratches or damage.



Printer

The standalone printer is optimal for mechanical monitoring of each cycle. Records and prints critical sterilization cycle data, including chamber temperature and pressure, cycle elapsed times, and program cycle type.



Door Tray

Additional door trays allow for higher efficiency instrument processing.

What do you want in a sterilizer?

- Fast and easy use for efficient instrument processing
- Reliable and effective for quality infection control
- Maximum space utilization and a complementary design for your sterilization area

Our full line of sterilizers addresses all of your critical cleaning needs. In fact, we're sure you'll find a Ritter sterilizer that's just right for your practice.



Ritter M11, M9, M3

S P E C I F I C A T I O N S

Ritter M11 Specifications

Overall length w/plug: 23.8" (60.5 cm)
Overall width: 17.8" (45.2 cm)
Overall height w/printer: 17.8" (45.2 cm)
Minimum Countertop area:
17.8" W x 21.0" D (45.2 cm x 53.3 cm)

Chamber:

11" diameter (28 cm)
18" depth (45.7 cm)
6.5 gal usable volume (24.6 liters)

Trays:

Two large – 9" W x 15" L x 1.1" D
(22.9 cm x 38 cm x 2.9 cm)

Two small – 6.6" W x 15" L x 1.1" D
(16.8 cm x 38 cm x 2.9 cm)

Unit weight: 99 lb (44.9 kg)

Shipping weight: 131 lb (59.4 kg)

Water reservoir capacity:
1.4 gal (5.3 liters)

Electrical Requirements

115 VAC, 50/60 Hz, 15 amps
Single Phase

115 VAC has 1425 watt tubular
immersion heater

UL 61010-1, 2nd Edition

IEC 61010-2-040, 1st Edition

CAN/CSA C22.2 No. 61010-1, 2nd Edition

CSA C22.2 No. 61010-2-040-07
Part 2-040, 1st Edition

Meets the requirements of ASME Boiler
and Pressure Vessel Code

Canadian Registration Number (CRN)
available

A separate (dedicated) circuit is
recommended for this sterilizer

Optional Accessories

9A259001 - Impact Dot Matrix Printer

9A225001 - Sterilizer Deep Tray

9A226001 - Sterilizer Pouch Rack

9A307001 - Cool Hand Tool

(Tray & Cassette Removal Tool)

9A215001 - Horizontal Cassette Rack

9A215002 - Vertical Cassette Rack

Ritter M9 Specifications

Overall length w/plug: 20.4" (51.8 cm)
Overall width: 15.3" (38.9 cm)
Overall height w/printer: 15.8" (40.1 cm)
Minimum Countertop area:
15.3" W x 17.9" D (38.9 cm x 45.4 cm)

Chamber:

9" diameter (22.9 cm)
15" depth (38.1 cm)
3.5 gal usable volume (13.4 liters)

Trays:

Two large – 7.3" W x 12" L x .8" D
(18.6 cm x 30.5 cm x 2.2 cm)

Two small – 5.6" W x 12" L x .8" D
(14.3 cm x 30.5 cm x 2.2 cm)

Unit weight: 73 lb (33.1 kg)

Shipping weight: 81 lb (36.7 kg)

Water reservoir capacity:
1.1 gal (4.1 liters)

Electrical Requirements

115 VAC, 50/60 Hz, 15 amps
Single Phase

115 VAC has 1425 watt tubular
immersion heater

UL 61010-1, 2nd Edition

IEC 61010-2-040, 1st Edition

CAN/CSA C22.2 No. 61010-1, 2nd Edition

CSA C22.2 No. 61010-2-040-07
Part 2-040, 1st Edition

Meets the requirements of ASME Boiler
and Pressure Vessel Code

Canadian Registration Number (CRN)
available

A separate (dedicated) circuit is
recommended for this sterilizer

Optional Accessories

9A259001 - Impact Dot Matrix Printer

9A224001 - Sterilizer Deep Tray

9A226001 - Sterilizer Pouch Rack

9A307001 - Cool Hand Tool

(Tray & Cassette Removal Tool)

Ritter M3 Specifications

Overall length w/plug: 22" (55.9 cm)
Overall width: 17.8" (45.2 cm)
Overall height: 6.9" (17.5 cm)
Minimum Countertop area:
22" W x 24" D (61 cm x 55.9 cm)

Chamber:

12.1" L x 7.6" W x 1.6" H (30.7 x 19.3 x 4.1 cm)
0.49 gal usable volume (1.8 liters)

Tray:

7.25" W x 11.75" L x 1" D (29.8 x 18.4 x 2.5 cm)

Holds the Hu-Friedy® Signa-Stat

Cassette (6.5" x 10.5" x 1.25")

Unit weight: 71 lb (32.2 kg)

Unit weight with water: 80 lb (36.3 kg)

Shipping weight: 80 lb (36.3 kg)

Water reservoir capacity:
1.2 gal (4.5 liters)

Electrical Requirements

115 VAC, 50/60 Hz, 12 amps
Single Phase

Boiler heater power: 1400 watts

Maximum Power Consumption: 1400 watts

UL 61010-1, 2nd Edition, IEC 61010-2-040

CAN/CSA C22.2 No. 61010-1, 2nd Edition

CSA C22.2 No. 61010-2-040

FCC Part 15, Sub-part B

Meets the requirements of ASME Boiler and
Pressure Vessel Code

Canadian Registration Number (CRN) available

A separate (dedicated) circuit is recommended
for this sterilizer

Optional Accessories

9A404001 - Top Cover Protector

9A402001 - Door Tray

9A401001 - Printer

**Midmark is an ISO 13485 and
ISO 9001 Certified Company.**

For more information
or a demonstration, contact
your Midmark Dealer or Midmark
Corporation, Versailles, Ohio.
Call: 1-800-MIDMARK
Fax: 1-800-365-8631
midmark.com



M550, M250 and M150 Soniclean® Ultrasonic Cleaners

Ritter®
by MIDMARK

© Midmark Corporation 2003
Sterilizers, Steri-Center – Manufactured by Midmark
Corporation, Versailles, OH.
Ultrasonic Cleaners – Manufactured by Branson,
Danbury, CT, for distribution by Midmark Corporation,
Versailles, OH.
Products subject to improvement changes without notice.
Litho in U.S.A. 007-0379-00 Rev. K1 (10/15)