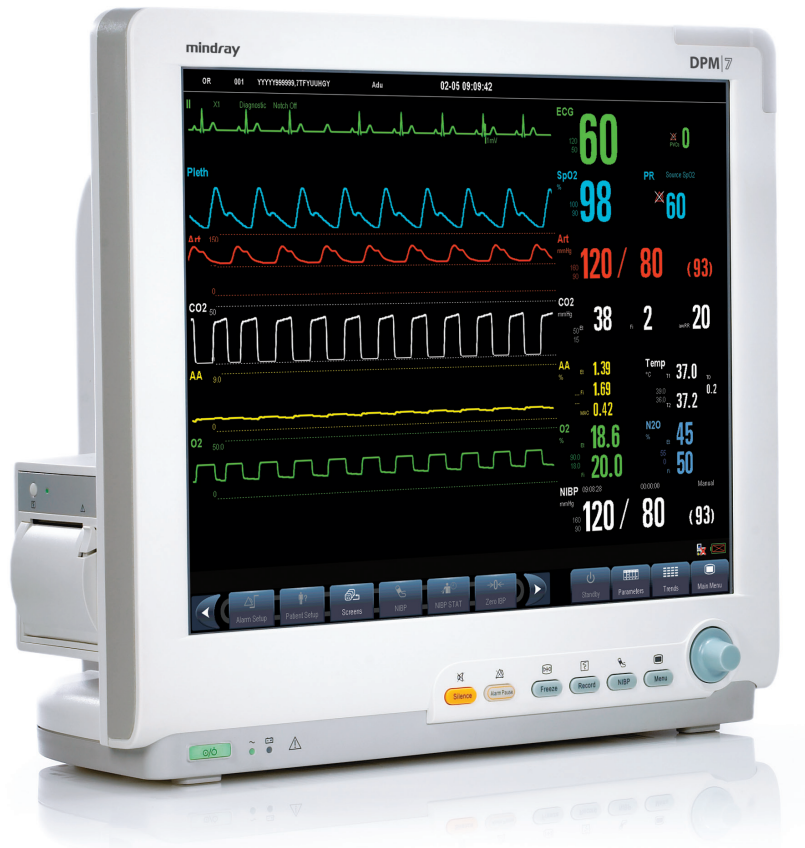


Summary of Features

- 17" high resolution touchscreen display
- Defibrillator synchronization
- 120-hours of graph and trends
- 48-hours of full disclosure waveform review
- NIBP recall for 1,000 most recent measurements
- Alarm event review for up to 100 physiological and arrhythmia alarm episodes
- Connects to DPM CS Central Station or Panorama® Patient Monitoring Network
- Interfaces with Nurse Call Systems
- 5 built-in module slots
- 8 slot external module rack
- 3, 5 and 12 Lead ECG
- Arrhythmia and ST analysis
- Up to 8 invasive blood pressures
- Non-invasive blood pressure
- SPO₂: Masimo SET® (standard) or Nellcor® OxiMax®
- CO₂: DPM Sidestream or Oridion® Microstream
- Thermodilution cardiac output and can interface with Vigilance II®
- 2 Temperatures
- 3 Trace recorder
- BIS™ Technology
- Respiration
- Respiratory mechanics
- Multi-gas analysis

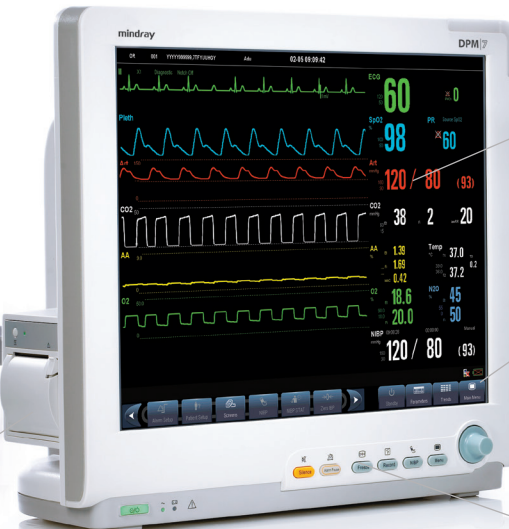
**Powerful, practical and portable**

The DPM 7 offers a broad range of patient monitoring capabilities for mid and high acuity departments. Its design incorporates a 17" touchscreen display and functionality to meet the demands of the ICU and OR, such as multi-vector Arrhythmia and ST analysis, Cardiac Output (CO), Continuous Cardiac Output (CCO/SVO₂), CO₂, up to 8 invasive blood pressures, 5-agent multi-gas analysis with auto-ID and data storage. Furthermore, a secondary monitor can be used and independently operated to display different parameters to increase monitoring flexibility.

In addition to the 5 slots located in the monitor, the 8-slot external module rack provides extra capacity.



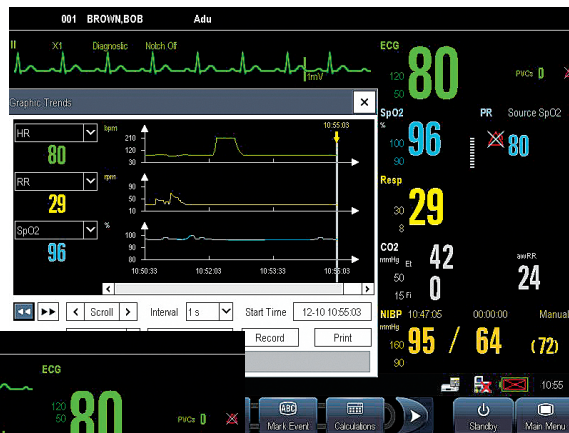
The 3-trace recorder is built into the monitor to conserve module slots. 8 second or continuous real-time recording lengths.



The DPM 7 provides a large numerics display mode to enhance the view of patient data.

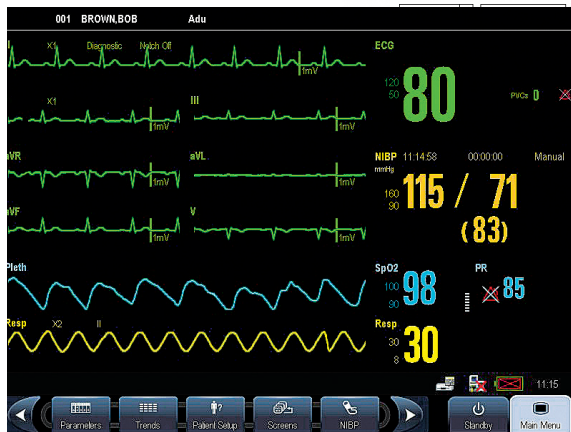
12 touchscreen quick-action keys are configurable for commonly used functions.

Quick-action hard keys for frequently used functions.



Data storage and recall capabilities

- 120-hours of graph and list trends
- 48-hours of full disclosure waveform review
- NIBP recall for 1,000 most recent measurements
- Alarm event review for up to 100 physiological and arrhythmia alarm episodes



ECG split-screen feature to view 5-lead ECG while maintaining visibility of other real-time data.