

Passport 2[®]



Monitoring suddenly becomes simple



PATIENT MONITORING



[DATASCOPE MONITORING: AN EVOLUTION]



1964
Carditron
First cardiac monitor with synchronized ECG



1966
Model B
First monitor to alarm after a preset number of abnormal beats in a given period



1971
Model 850
First portable, dual-trace battery-powered monitor



1974
ESIS® (870)
First monitor to suppress electromagnetic interference caused by electrocautery machines



1986
Accusat
First oximeter with effective electro-surgical interference noise suppression

Passport 2.[®]

Monitoring suddenly becomes simple.

It provides more

More automated operations, more efficient use of time, more powerful features, more networking potential, and a more extensive upgrade path – so essential today.

It demands less

Fewer steps for every function – from the most basic to the most complex. And, when it's time to move either the patient or the monitor to a new location, not a second is wasted connecting and disconnecting.

Unsurpassed simplicity

With our exclusive Navigator™ knob and dedicated keys, just spin and click for easy access to all monitoring functions. Then, evaluate patient status at a glance on our big, bright SmartScreen™ display.

Unsurpassed versatility

Start with what you need now – basic or comprehensive vital signs – and the options to support your application. Then, at any time, add parameters or hardware to cost-effectively extend your capabilities.

Totally integrated networking

Connect instantaneously to a broad range of devices. Our unique Comm-Ports support not only significant expansion capabilities today, but ensure your ability to adapt to tomorrow's technologies.



1991
Visa
Central station
combining
ambulatory and
instrument telemetry



1991
Passport[®]
Large screen
portable
monitor for
neonates
and adults



1996
Accutorr Plus[®]
Portable NIBP
monitor with
integrated patient
database



1999
Passport 2[®]
Portable bedside
monitor with
an intelligent
interface



2004
Panorama™
Patient Monitoring Network
combining the best of what we
have learned from 40 years of
improving patient care



JUST PLUG IN THE PATIENT CABLES —

3 to 6 waveform expansion is automatic. ST and arrhythmia analysis provide the data you need to manage your cardiac patients.

INVASIVE PRESSURES

are clearly labeled. With our exclusive Rescale Waves™ function, waveforms automatically adjust to optimize viewing.

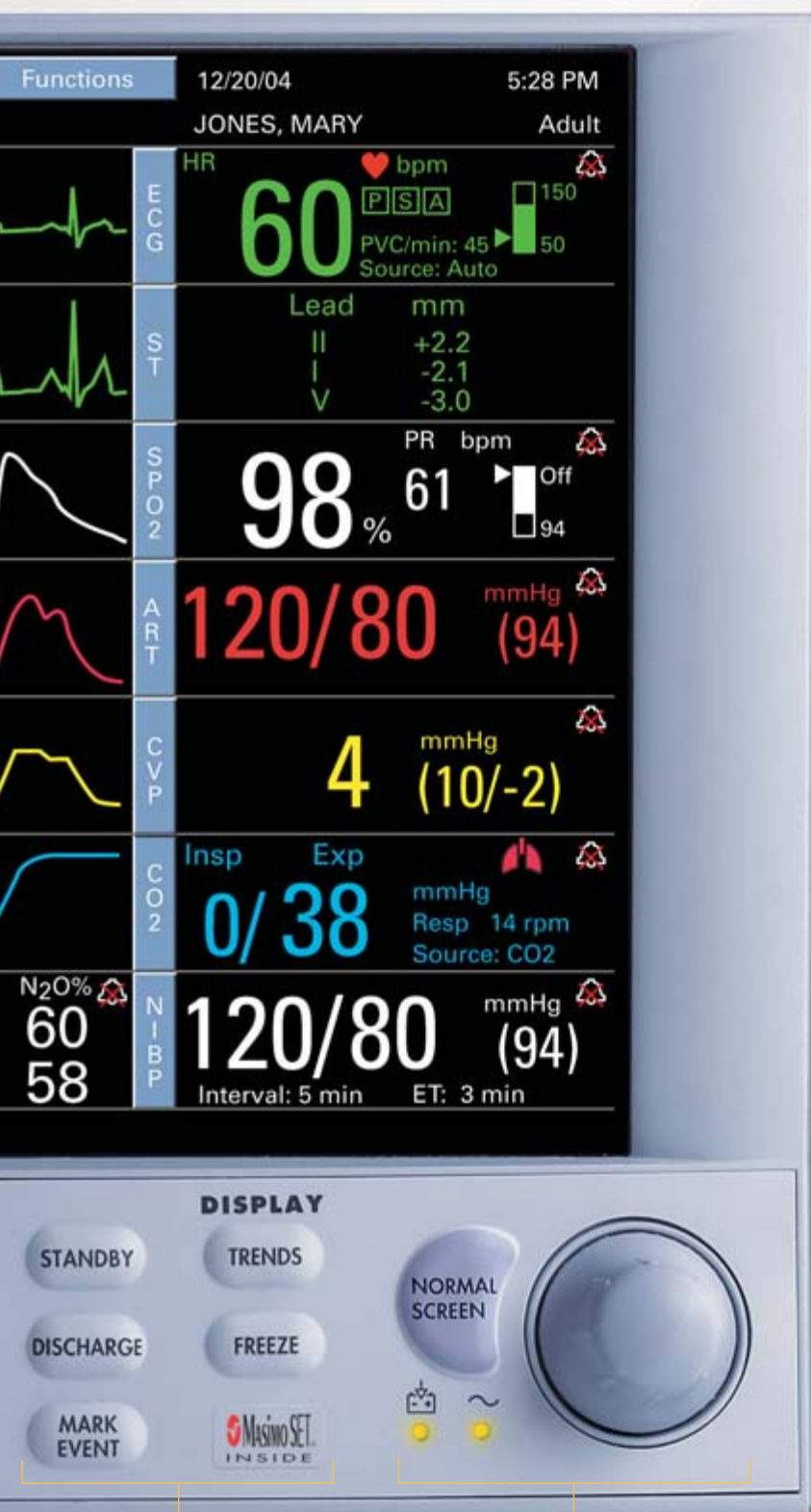
WAVEFORMS are color-coded, labeled and automatically aligned with digital data, enabling immediate assessment.



ECG/NIBP/IBP: Change viewable ECG lead and size. Toggle between multiple leads. Start or stop an NIBP measurement or Zero All invasive pressures simultaneously by pressing just one key.

ALARMS/PRINT: View all alarm limit settings. Mute one or multiple alarms simultaneously. Perform one step print functions.

Passport 2



DISPLAY: Press Standby to suspend monitoring. Press Discharge to prepare for next patient. Mark key events in Trend. View List or Graph Trends. Press Freeze for waveform analysis.

NAVIGATOR™ KNOB takes you quickly and effortlessly throughout the display. Press Normal Screen to return to main screen.

A great monitor begins with a great user interface.

For over 40 years, our primary focus has been making the most advanced technology more accessible, so you can devote your time and attention to patient care. Fourteen solid years of success with the Passport family of monitors, over 80,000 units distributed globally, and a loyal following of medical professionals worldwide speak to our unwavering commitment to quality.

With SmartScreen™, our incredibly intelligent display interface, you evaluate patient status at a glance. Data is presented clearly, concisely, and logically. Waveforms are color-coded and aligned to digital data for immediate interpretation. Graph and List displays are easily configured to personal preference. The Auto-Set Alarms program is quickly configured and easy to use. Beyond all that, PCMCIA cards can be used to transfer customized settings from monitor to monitor, making set-up fast and efficient.



Comm-Port Modules provide a simplified network solution. Some connections include: Nurse Call, Central Station, Gas Module, and Ethernet.



Panorama™ Central Station offers state-of-the-art wireless telemetry and networking solutions. Take advantage of comprehensive vital signs monitoring from Admit to Discharge.



With dual PCMCIA slots, quickly download software, transfer patient data, save monitor settings, communicate with the Panorama Network, and more.

More features for today. More upgrades for tomorrow.

Take security in knowing that the Passport 2® you purchase today is expandable to meet the needs of tomorrow. A continual offering of cost-effective upgrade paths allow you to build upon your Passport 2 monitoring system, as your needs change. Through maximum flexibility, Passport 2 delivers maximum value.

[BASIC SYSTEM]

- 10.4" high contrast Color TFT display
- 3 to 6 waveforms with automatic expansion
- Auto-adjustable large numerics
- 3 or 5 lead ECG with ESU noise rejection
- Lead-Selectable Respiration
- Non-Invasive Blood Pressure
- Masimo SET® motion-tolerant SpO₂
- Temperature (400 or 700 series YSI probes)
- Graph and List Trending – up to 120 patient time measurements
- ECG and IBP analog output available for synchronization to balloon pump
- 6-minute OXY-CRG Trend for neonatal and pediatric applications
- Dual PCMCIA ports
- Built-in power supply for direct AC connection

[AVAILABLE OPTIONS]

- Arrhythmia Analysis
- 3 lead ST Segment Analysis with Trends and Alarms
- 12 Lead ST and Interpretation
- Nellcor® SpO₂
- Advanced low flow rate Microstream® ETCO₂ with exclusive FilterLines®
- Dual Invasive Pressures
- List and Graph Trending Memory Expansion permits up to 500 entries
- OXY-CRG Memory Expansion to 12 hours
- Lithium-ion Battery
- Nurse Call Interface
- Dual-Trace Recorder
- Comm-Port Networking Module
- Communications Hub
- Gas Module SE with complete 5-agent ID, O₂, CO₂, and N₂O analysis
- Panorama™ Central Station
- Wireless Telemetry



Gas Module SE™ provides comprehensive respiratory gas monitoring with complete 5-agent ID, O₂, CO₂, and N₂O analysis.

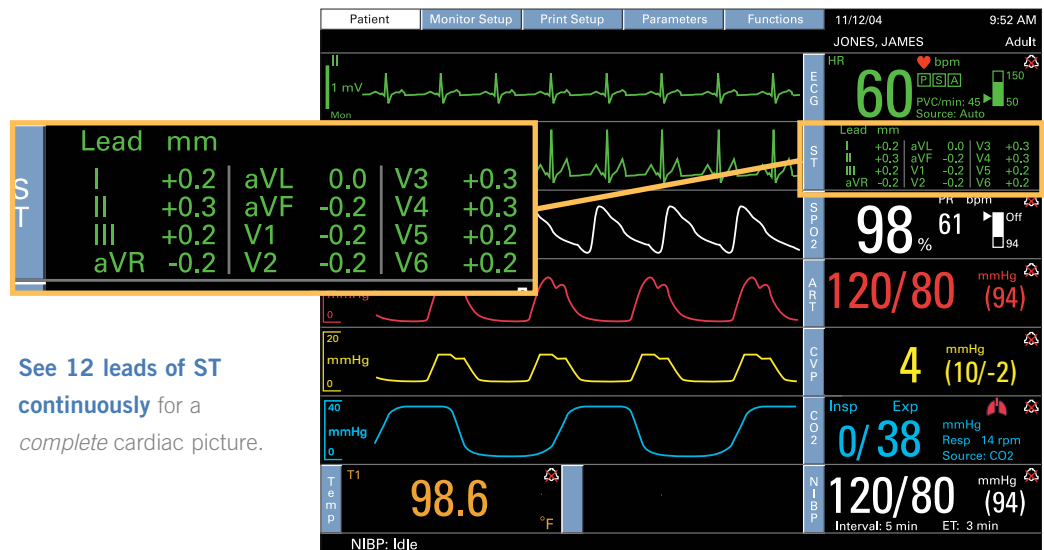
12-Lead monitoring redefined.

Save time, save lives. Turn every bed into a “Cardiac Bed”.

The View 12™ ECG analysis module for the Passport 2® and Spectrum® moves where you need it. With continuous 12-Lead ST Analysis, Arrhythmia Analysis and Interpretation, get a picture of what your patient’s heart is doing before they exhibit symptoms, or as they recover. Quick response to cardiac problems saves time – and lives.

Acquire and print diagnostic quality 12-Lead ECG’s with the touch of a button, for quick and simple interpretation and analysis. Move the 12-Lead module where you need it – from the ER to Cath Lab to OR to PACU – anywhere. “Plug and Play” technology allows the 12-Lead module to move from Passport 2 to Passport 2 – making any bed a cardiac bed.

ST segment analysis permits simultaneous viewing, adjustment, and monitoring of up to 12 ECG leads. Adjustable ISO and J points, plus the ability to view both learned and averaged ST complexes provide exceptional flexibility.



See 12 leads of ST continuously for a complete cardiac picture.



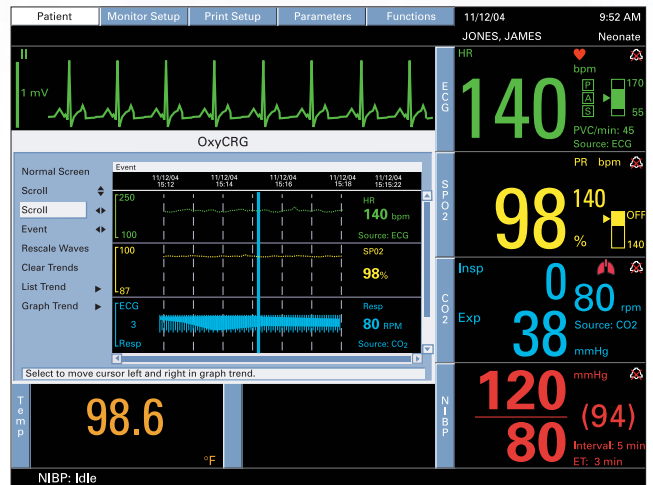
View 12™ ECG analysis module plugs quickly and easily into the card slot on the Passport 2®.



Print diagnostic quality 12-Lead ECG data to a laser printer. Clear, easy to read information printed in standard 12-Lead format.



Masimo SET SpO₂ reduced false alarms by as much as 93%* while detecting hypoxemia and bradycardia more reliably.**



OXY-CRG provides a condensed, graphical view of neonatal heart rate, SpO₂, and respiration for event analysis.

The right technology for your department, whatever your department.

Even in demanding environments like ED, MICU, and SICU, the adaptable Passport 2® will meet your needs. Features such as Microstream® ETCO₂ and Masimo SET® SpO₂ help to raise the standard of care. These technologies, combined with *real* ease of use, lightweight portability, and configurability, make Passport 2 right for your department, whatever your department.

Microstream® ETCO₂, a powerful approach to CO₂ monitoring on both intubated and non-intubated patients, requires no bulky external sensors. Results are achieved quickly and easily with a low flow rate. A perfect fit for any environment that does not want to draw excessively from a patient's tidal volume. Convenient external FilterLines® streamline hook-up to either endotracheal tubes or nasal cannula and O₂ support. Fast, simple and accurate CO₂ results for emergency intubation, critical care monitoring and OR applications.

Masimo SET® SpO₂ with LNOP® and LNCS® Sensors is the first pulse oximetry technology clinically proven accurate during motion and low perfusion. Over 20 independent clinical studies have confirmed that Masimo SET not only virtually eliminates false alarms, but in fact also improves the detection of true alarms. This makes it an ideal solution for areas such as the OR, NICU, Trauma and PACU where shivering patients and poor perfusion reduce the effectiveness of conventional pulse oximeters. A Nellcor® SpO₂ option is also available.

The OXY-CRG (oxygen cardiorespirogram) provides neonatologists with a condensed, graphical view of heart rate, SpO₂, and respiration for detailed retrospective analysis of physiological events.



Nellcor SpO₂ option available.



A simple-to-use FilterLine is all that is required for fast CO₂ results.

* Major Reduction in Alarm Frequency with a New Pulse Oximeter; Bohnhorst B, Intensive Care Medicine 1998;24(3):277-278

** Bohnhorst B, Peter CS, Poets CF. Pulse oximeters' reliability in detecting hypoxemia and bradycardia: Comparison between a conventional and two new generation oximeters. Critical Care Medicine 2000;28(5):1565-1568.

Exceptional portable bedside monitoring... no matter where the bed is.

Providing appropriate monitoring in every location has never been simpler. The bedside monitor that built a solid reputation on full-featured portability meets the demands of virtually every clinical environment, with a full complement of transport and mounting alternatives.

Providing comprehensive vital signs monitoring to patients throughout the hospital – including patients in transit between departments – is fast, safe, and convenient. There's no need for an external power supply. Passport 2® plugs into any hospital-grade AC outlet. Two removable Lithium-Ion batteries provide considerable run time, assuring continuous monitoring for patients in transit.



Passport 2 Rolling Stand, available with our Quick Release locking lever, is exceptionally sturdy and stable.





Optional bed rail hook folds away flat when not in use.



The Passport 2[®] Gas Machine Mount, with its pivoting, articulating arm, ensures optimal visibility from any vantage point.



Convenient Wall Mount eliminates the need for a separate transport monitor. Just release the single-action lever and Passport 2 is ready to travel.

Not just a better monitor, better support.

Our service organization is one of the largest direct service teams in the industry. With our broad array of highly personalized service contracts, repair parts, loaner equipment, and rental programs – including 24-hour, 365-day on-site service and extended warranties – we can protect and add value to your equipment investment.



Minimize service costs and maximize monitor up-time with our biomedical training programs. Classes are conducted quarterly at Datascope's National Training Center in Mahwah, NJ, less than 20 miles from New York City.



Nation-wide Clinical Education Specialists, each an RN with extensive experience – support your staff with intensive, on-site training and technical assistance on-demand, 24/7.

Dedicated National Account Representatives develop custom sales and service programs that leverage your purchasing power to maximize your resources.





Duo™



Accutorr Plus®



Trio™



Passport 2®



Spectrum®



Panorama™



Anestar™

Visit Datascope.com to learn more about our full line of monitoring solutions.

Contact your local Datascope representative today for more information about Datascope products and service support options.

DOLCE PRINTING – NOTE:

USE EXISTING DIE FROM SPECTRUM BROCHURE

(5 5/8" Square Pocket with business card slots for 2 cards)

Datascope Corp.
Patient Monitoring Division
Worldwide Headquarters
800 MacArthur Boulevard
Mahwah, NJ 07430-0619 USA
Tel 1.800.288.2121
or 201.995.8000
Fax 1.800.926.4275
E-Mail: pm_sales@datascope.com

www.datascope.com



innovation is the best medicine