

LiftMate™

Brewer Low/High Patient Lift

Lift with your finger, not your back.



Brewer

Furnishing solutions for safe practices.

Brewer LiftMate™ – the next level in Safe Patient Handling.

Manually assisting patients onto an exam table is hard work. Power lift tables are expensive. Brewer LiftMate is neither. As the first Low/High mobile patient lift from The Brewer Company, Brewer LiftMate is a safety-enhancing, step-saving solution that helps prevent patient falls and assists patients onto and off of any standard exam table or elevated procedural surface quickly, easily and safely.

Highly maneuverable, versatile and economical, Brewer LiftMate rolls through doorways, down hallways and works with any exam table – yes, even yours. What's more, a single Brewer LiftMate allows you to service multiple rooms.

Safe Patient Handling has never been so easy or affordable. Get the upside of a power table without the downside of a power table price with the Brewer LiftMate Low/High Patient Lift.

Lift safe. Lift smart. LiftMate.



Brewer LiftMate™ satisfies everyone's high priorities.

Safety. Adaptability. Efficiency. Affordability.



Brewer LiftMate benefits Patients, Doctors, Material Managers and Safety Professionals.

LOW RISK / HIGH REWARD

Take a step up in Safe Patient Handling. Brewer LiftMate is designed to have an immediate impact on patient safety by reducing accidental patient falls that occur when patients move onto and off of exam tables unassisted.

LOW INVESTMENT / HIGH PERFORMANCE

Re-invest in what you already have. Brewer LiftMate can be utilized in multiple rooms to remove the patient mobility barriers from your existing exam tables, reduce the need for expensive power lift tables and maximize equipment dollars.

LOW IMPACT / HIGH RELIABILITY

Remove the strain of manually assisting patients onto and off of exam tables. Brewer LiftMate rolls easily into position and, with the push of a button, patients are raised smoothly to a comfortable seating height. No more struggling with patients. No more delays while waiting for a power table. Brewer LiftMate has your back – literally.

LOW STRESS / HIGH EFFICIENCY

Diminish the likelihood of workers' compensation claims. With on-the-job back injuries tied closely to manually assisting patients onto and off of exam tables, Brewer LiftMate is an excellent solution for increasing staff safety and decreasing lost work time.

LOW ANXIETY / HIGH SECURITY

Elevate patients – and their dignity. For those with mobility issues, Brewer LiftMate helps remove the worry that comes with being manipulated onto and off of an exam table. Making the transfer process safer and more secure makes the exam experience more comfortable for patients and caregivers alike.

There's safety in numbers.

MORE LOW-MOBILITY PATIENTS AND ACCIDENTAL FALLS MEANS HIGH-TIME FOR BREWER LIFTMATE.™

Brewer LiftMate is perfect for the millions of Americans that have difficulty getting onto and off of an exam table. More than one in three Americans are now considered obese⁶ – a figure that is forecasted to increase to 50% by 2030.⁷ And with the aging Baby Boomer generation, the percentage of elderly patients is on the rise.

Regardless of age or weight, anyone can experience a dangerous fall in a healthcare setting. In fact, accidental patient falls are the most commonly reported incidents in hospitals¹ and considered Never Events by the National Quality Forum (NQF).^{1,2} According to NQF, Never Events are largely preventable errors that occur from failure to follow standard care or institutional practices and policies. In addition, the Centers for Medicare & Medicaid Services (CMS) no longer reimburse healthcare facilities for the costs resulting from Never Events.¹³

Whether it's pregnant women, those with mobility-reducing injuries or illness, or even someone in perfect health, nearly everyone can benefit from Brewer LiftMate.

LiftMate™

Brewer Low/High Patient Lift

Lifts up to 500 pounds*
Battery operated
Three-year warranty
Easy to use



Low cost. High expectations.

Durability

- Three-year warranty

Safety

- 500 lb. weight capacity*
- Large non-slip platform surface
- Two emergency stop buttons
- Non-slip grab bars for patient stability and positioning
- Four auto-lock rubber feet for stability
- Four retractable swivel casters prevent rolling during use

Function

- Convenient hand pendant for easy operation
- Powered by rechargeable battery
- Easy-to-clean design
- Fits through standard doorways

Patient Safety

- Smooth movement for enhanced patient security
- Quiet actuators for patient comfort
- Large platform with ample room for patient positioning
- Easy access for walkers
- Designed to prevent patient falls

Caregiver Benefits

- Easy-to-use mobile device
- Reduces need to assist patients onto exam tables
- Protects employees from workplace hazards

Dimensions

- Height: 38" – 47"
- Depth (outer dimensions): 21.5"
- Width (outer dimensions): 34.75"
- Depth (platform): 18"
- Width (platform): 21"
- Width (between grab bars): 27.75"

Electrical

- 115 VAC, 60Hz
- Current in: 2.0 amp max
- Class II double insulated
- Safe, extra-low voltage actuators

Battery

- Lead Acid Sealed Battery
- 24 volt
- 1.2 amp-hour capacity
- Rechargeable
- Light/Audible signal to indicate low battery charge
- Replacement Part No.: 2102150

Certifications

All Brewer products conform to U.S. and Canadian electrical and medical industry codes and regulations and meet or exceed industry requirements.

*under normal use

LiftMate™

Brewer Low/High Patient Lift

Lift safe. Lift smart. LiftMate.



www.brewerliftmate.com



Brewer

Furnishing solutions for safe practices.

Since 1947, The Brewer Company has furnished solutions for safer environments. We're on the frontline of improving safety and efficiency for healthcare practitioners, and we continually push advancements with inspiration from our customers. In addition to the new Low/High Patient Lift, Brewer also has a comprehensive line of products which includes power procedure tables, exam tables, exam room seating and lighting, and other chrome support products including IV poles, hampers, and mayo stands. For more information, visit www.brewercompany.com.

The Brewer Company, LLC
N88 W13901 Main Street, Suite 100
Menomonee Falls, WI 53051
www.brewercompany.com

1.888.BREWER.1

FOOTNOTES

1. Krauss, M.J., Nguyen, S.L., Dunagan, W.C., Birge, S., Constantinou, E., Johnson, S., et al. (2007). Circumstances of patient falls and injuries in 9 hospitals in a Midwestern healthcare system. *Infection Control and Hospital Epidemiology*, 28(5), 544-550.
2. William Charney, *Back Injury Among Healthcare Workers*
3. Waters T. (2007) When is it safe to manually lift a patient? *American Journal of Nursing*. Vol. 107(8): 53-59.
4. Siddharthan, Kris; Nelson, Audrey; Tiesman, Hope; Chen, Fangfei. "Cost Effectiveness of a Multifaceted Program for Safe Patient Handling"
5. McAbee RR, Wilinon WE. *Back Injuries and Registered Nurses*. AAOHN J 1998;36: 106-12
6. Center for Disease Control, 2011
7. Henry, Tanya Albert. "U.S. obesity rate projected to reach 50% by 2030," *amednews.com* (American Medical News). September 12, 2011
8. National Association of Baby Boomers
9. Health Research for Action, "From Hospital to Home: A Strategic Assessment of Eldercare in the San Francisco Bay Area"
10. Gallup Healthways Well-being Index 2009. (63.1%)
11. Anderson RN. United States life tables, 1998. *National Vital Statistics Reports*. 2001;48:1-40.
12. Serious Reportable Events (SREs): Transparency, accountability critical to reducing medical errors and harm, NQF, 2008
13. Medical News Today, Washington Post Examines CMS 'Never Events' Reimbursement Policy, 2008

When is Brewer LiftMate™ the right Safe Patient Handling option?

Protecting the well-being of patients and nurses is essential. Improving efficiency and cost-effectiveness is, too.



Brewer Low/High Patient Lift

To that end, The Brewer Company provides options to help align Safe Patient Handling needs and resources. Use the following charts as suggestions for determining which and how many Brewer LiftMates™ or Brewer Access High-Low Exam Tables® are right for each situation.

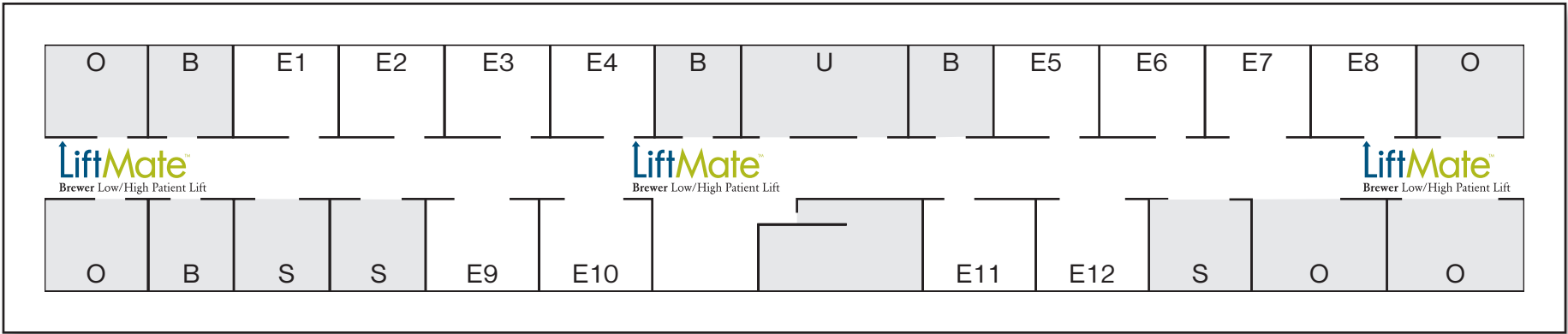
Situation A:

A healthcare facility wants to improve Safe Patient Handling without a large capital investment.

Solution A:

Keep current exam tables and utilize one Brewer LiftMate for every two to four exam rooms. It's an affordable way to reduce injury risk and increase comfort for patients and staff alike.

Sample Floor Plan



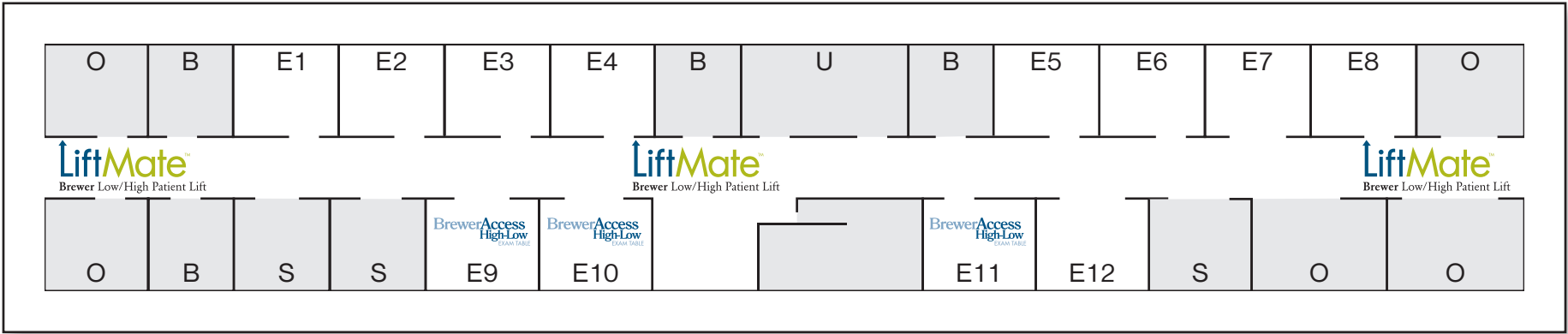
Situation B:

A healthcare facility is upgrading its equipment, including exam tables, but has to do so within a budget.

Solution B:

Utilize one Brewer Access High-Low Exam Table for every four rooms. For the remaining rooms without power tables, utilize one Brewer LiftMate to re-invest in current exam tables.

Sample Floor Plan



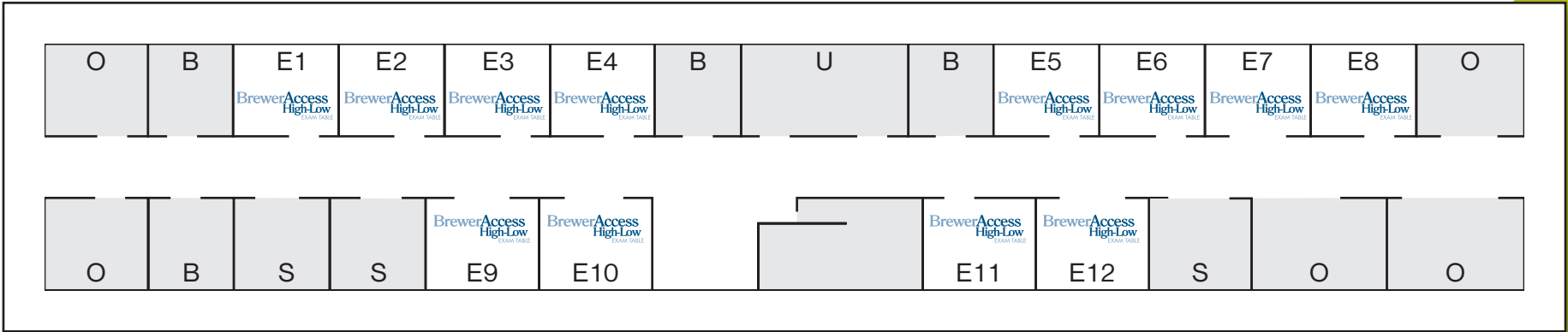
Situation C:

A healthcare provider wants to build a best-in-class facility.

Solution C:

Utilize Brewer Access High-Low Exam Tables for every exam room. This is the most effective way to improve safety and comfort while optimizing workflow and efficiency.

Sample Floor Plan



LiftMate™

Brewer Low/High Patient Lift

Lift safe. Lift smart. LiftMate.



www.brewerliftmate.com



Brewer

Furnishing solutions for safe practices.

The Brewer Company, LLC
N88 W13901 Main Street, Suite 100
Menomonee Falls, WI 53051
www.brewercompany.com

1.888.BREWER.1